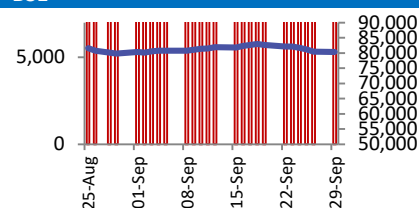
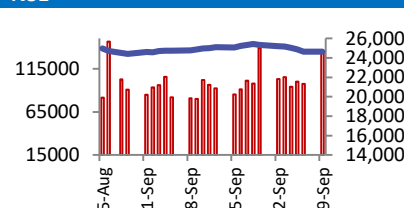


BSE



Open	80173
High	81068
Low	80160
Close	80983
Change	716
Volume (Lacs)	8499
Turnover (Rs.inCr)	8865

NSE



Open	24621
High	24868
Low	24606
Close	24836
Change	225
Volume(Lacs)	37913
Turnover(Rs.in Cr)	99745

World Markets	Current	Previous	Pt. Chg	Var(%)
Dow	46520	46441	79	0.17%
Dow Futures	46854	46806	48	0.10%
Nasdaq	22844	22755	89	0.39%
FTSE	9428	9446	(19)	-0.20%
Nikkei	45585	44937	648	1.44%
Hang Seng	27066	27287	(222)	-0.81%
Gift Nifty	24941	24951	(10)	-0.04%
Straits Singapore	4390	4395	(5)	-0.12%
South Korea	3549	3456	93	2.70%
Taiwan	26729	26378	351	1.33%
Shanghai	3883	3883	Closed	Closed

Commodity Prices	Current	Previous	Pt. Chg	Var(%)
Copper (\$/MT)	10491	10379	112	1.1%
Alumin (\$/MT)	2693	2689	4	0.1%
Zinc (\$/MT)	3021	2988	33	1.1%
Brent Crude (\$/bbl)	64	64	0	0.3%
Gold (\$/Ounce)	3848	3857	(8)	-0.2%
Silver (\$/Ounce)	47	47	(0)	-0.3%
Light Crude (\$/bbl)	61	60	0	0.4%
N G (\$/mmbtu)	3	3	(0)	-0.3%
Sugar (\$/MT)	459	453	6	1.3%
Rubber (Rs./kg)	187	188	(1)	-0.5%
Baltic Dry Index	1909	1980	(71)	-3.6%

Currency Exchange Rate	Current	Previous	Var(%)
Rs./ \$ rate	88.70	88.79	-0.11%
Rs./ Euro	104.09	104.32	-0.22%
Rs./Chinese Yuan	12.46	12.46	0.03%
Yen / \$ rate	147.65	147.26	0.26%
\$ US/Euro	1.17	1.17	0.09%

Dollar Index	Current	Previous	Var(%)
Dollar Index	97.87	97.85	0.03%

Support/ Resistance Levels for Today		
	Nifty	Bank Nifty Fut
Support 1	24770	55400
Support 2	24700	55170
Resistance	24900	55900

Securities in Ban For Trade	
SAMMAANCAP	RBLBANK

Market Review

US: Stocks were mostly unchanged after the market recorded new highs on Thursday, driven by strength in the artificial intelligence trade that appeared to overpower concerns about the 2-day-old U.S. government shutdown.

Asia: Asia-Pacific markets mostly rose Friday, tracking Wall Street gains as investors shrugged off the U.S. government shutdown.

India: Indian stock market remained shut on October 2 for Dussehra and Gandhi Jayanti. **Market is expected to open on a flattish note and likely to witness range bound move during the day.**

Global Economy:

Japan's service sector activity extended solid gains in September, buoyed by strong domestic demand and in sharp contrast to shrinking factory activity. The S&P Global final Japan Services Purchasing Managers' Index edged up to 53.3 in September from 53.1 in August, marking a slightly steeper increase in business activity. The final reading for September also overshoot the flash figure of 53.0.

Australia's surplus on goods trade shrank sharply in August as shipments of gold plunged after a run of strong months, while imports were up across the board. The Australian Bureau of Statistics reported the surplus on goods fell to \$1.19 bn in August.

Italy's unemployment rate rose slightly to 6.0% in August from a downwardly revised 5.9% in July, as a net 57,000 jobs were lost during the month. In August the youth unemployment rate, measuring job-seekers between 15 and 24 years old, increased to 19.3% from 18.6%. Italy's long-running increase in employment has come against a backdrop of weak economic growth and stagnant wages.

Commodities: Oil prices edged up slightly but are poised for their steepest weekly decline since June, largely due to market expectations of a significant OPEC+ output hike.

Gold remained steady on Friday, poised for its seventh consecutive weekly gain, driven by expectations of further U.S. interest rate cuts and concerns over a government shutdown.

Currency: The dollar index was little changed in the early trade against the other major currencies.

The yen edged lower, trimming its weekly gain. Traders considered Bank of Japan rate increases and a leadership election. The dollar rebounded despite a US government shutdown.

FII Derivative Transactions (Rs. Cr)

Contracts	Purchase		Sell		Net	Open Interest (OI)		OI (Previous day)		Change	
	Contract	Value	Contract	Value		Contract	Value	Contract	Value	Contract	Value
Index Future	18349	3471	19169	3599	(128)	204734	38384	200026	37198	4708	1186
Index Option	5980849	1109499	5922621	1098761	10738	1599760	299206	1159621	214954	440139	84252
Stock Future	279883	19605	286408	19913	(308)	5623271	391165	5593392	386281	29879	4884
Stock Option	312573	22495	312057	22340	155	184044	12466	125572	8262	58472	4204
Total	6591654	1155070	6540255	1144613	10457	7611809	741221	7078611	646695	533198	94526

FII All Activity-BBG (Rs Cr)		Buy	Sell	Net
24-Sep-25		12514	14382	(1868)
25-Sep-25		16324	20424	(4101)
26-Sep-25		11519	16499	(4979)
29-Sep-25		18667	20022	(1355)
30-Sep-25		18707	22733	(4026)
Month to date- Sep		308484	327412	(18928)
FII (Prov.) (Rs. Cr)		Buy	Sell	Net
25-Sep-25		15080	20075	(4995)
26-Sep-25		10751	16439	(5688)
29-Sep-25		17421	20253	(2832)
30-Sep-25		18730	21057	(2327)
1-Oct-25		12378	13984	(1605)
Month to date-Oct		12378	13984	(1605)
DII (Prov.) (Rs. Cr)		Buy	Sell	Net
25-Sep-25		15516	10413	5103
26-Sep-25		17767	11923	5843
29-Sep-25		40257	36411	3846
30-Sep-25		16949	11187	5762
1-Oct-25		15384	12468	2916
Month to date-Oct		15384	12468	2916
FII Debt - BBG (Rs. Cr)		Buy	Sell	Net
23-Sep-25		3649	2366	1283
24-Sep-25		3422	5262	(1840)
25-Sep-25		3251	2820	431
26-Sep-25		1694	3071	(1377)
29-Sep-25		4178	3318	860
Month to date- Sep		58349	47342	11008

Market Breadth	BSE		NSE	
	No.	%	No.	%
Advance	2797	65%	2141	69%
Decline	1360	32%	890	29%
Unchanged	146	3%	73	2%

Market Turnover	01-Oct	30-Sep	Var (%)
BSE Cash	8865	7263	22%
NSE Cash	99745	102545	-3%
NSE Futures	105173	244755	-57%
NSE Options	12268147	65413164	-81%
Total (Rs.Cr)	12481929	65767727	-81%

Volatility Index	01-Oct	30-Sep
Volatility Index	10.29	11.07

Index PE - TTM	01-Oct	Yr. High	Yr. Low
Sensex	22.4	24.8	20.3
Nifty	22.0	24.3	19.6

Corporate News

Sammaan Capital: Avenir Investment to invest Rs 8,850 cr via shares and warrants at Rs 139 apiece, 18% discount to current market price. Post investment, it will hold 43.46% and make an open offer; Rs 4,587 cr via shares and the balance via warrants in two tranches. (NDTV)

Tata Power: Arm signed agreement with Tata Power Mumbai Distribution to set up 80 MW firm and dispatchable renewable energy project. (NDTV)

BLS International: Arm BLS UK Hotels acquired 100% of Trefeddiian Hotel, Aberdovey for Rs 78.3 crore. (NDTV)

Diffusion Engineers: Secured Rs 22.9 crore order to supply fan statics and rotary air preheater statics. (NDTV)

Lemon Tree Hotels: Signed pact for 52-room hotel in Haridwar, opened 67-room hotel in Navi Mumbai and rebranded Delhi property. (NDTV)

Economy

India's GST collections hit Rs 1.89 lakh crore in September, a 9.1% year-on-year increase, defying expectations of a consumption slowdown. This robust growth, reflecting August transactions, indicates a resilient domestic economy and strong discretionary demand. Experts anticipate continued positive collection trends, buoyed by the upcoming festive season, despite future rate rationalization. (ET)

The Union Cabinet approved a six-year, Rs 11,000 crore plan to boost domestic pulse production. The initiative aims to increase output, reduce import dependence, and strengthen food security. In a related move, the Cabinet also approved a proposal to raise the Minimum Support Price (MSP) for Rabi crops. (ET)

Rupee pushed to the front in cross border transactions. The RBI proposed measures to promote wider use of the rupee in cross-border trade, particularly with neighboring countries Nepal, Bhutan, and Sri Lanka, and other major trading partners. (ET)

International

Telstra Group Ltd was ordered to pay a A\$18 million (\$12 million) penalty over a case brought by Australia's competition watchdog for allegedly lowering customer internet speeds without informing them. (Invst)

Nvidia-UAE chip deal remains in limbo, frustrating CEO Huang-Wsj. A multibillion-dollar deal to supply Nvidia's artificial intelligence chips to the United Arab Emirates remains on hold nearly five months since its announcement. The deal was set to become the face of a new U.S. tech strategy focused on boosting exports, but has so far failed to materialize. (Invst)

Top 5 Nifty Gainers	01-Oct	30-Sep	Var(%)
TATAMOTORS	718	680	5.6%
SHRIRAMFIN	649	616	5.3%
KOTAKBANK	2063	1993	3.5%
ADANIENT	2593	2506	3.5%
TRENT	4832	4678	3.3%
Top 5 Nifty Losers	01-Oct	30-Sep	Var(%)
BAJFINANCE	988	999	-1.1%
ULTRACEMCO	12095	12222	-1.0%
SBIN	864	872	-1.0%
TATASTEEL	168	169	-0.7%
HEROMOTOCO	5433	5473	-0.7%

BSE Index Watch	Last	1 day	1 wk	1 mth	1 yr
SENSEX	80983	0.9%	-0.9%	0.5%	-1.8%
MIDCAP	45325	0.9%	-1.4%	-1.0%	-6.3%
SMLCAP	52798	1.2%	-1.8%	-0.4%	-6.4%
AUTO	59695	0.7%	-1.1%	3.4%	0.4%
BANKEX	62402	1.4%	0.4%	3.2%	6.2%
Capital Goods	68759	0.7%	-1.3%	2.0%	-2.8%
FMCG	20250	0.7%	-0.7%	-3.3%	-13.5%
Health Care	43564	1.1%	-1.7%	-1.5%	-0.5%
IT	33461	0.8%	-3.1%	-3.8%	-20.7%
METAL	33429	0.5%	0.3%	4.0%	-2.9%
Oil & Gas	26946	0.1%	0.9%	3.1%	-12.6%
Power	6764	0.7%	-1.8%	2.4%	-19.9%
Realty	6815	1.1%	-1.4%	-1.4%	-16.8%

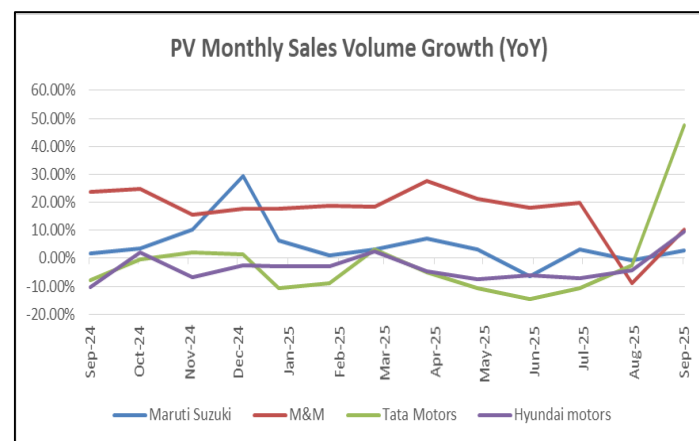
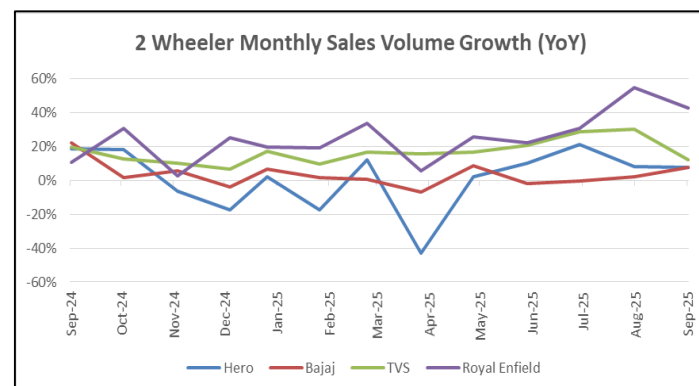
Margin Trading Disclosure (Rs. In Cr)	Last	1 day	1 wk	1 mth	3 mth
Op. Scripwise Outstanding	99368	-0.3%	1.9%	5.5%	16.4%
Fresh Exposure	6190	-0.3%	-9.9%	20.5%	-8.1%
Exposure liquidated	6111	-5.5%	-1.5%	11.2%	3.6%
Closing Net scripwise outstanding	99446	0.1%	1.2%	6.0%	15.3%

NSE USD Futures	01-Oct	30-Sep	Var (%)
Oct Expiry (Rs./\$)	89.86	87.85	2.3%
Oct Expiry (Rs./\$)	86.58	86.58	0.0%
Total Turnover (Rs. Crore)	1930	6227	-69%

Sectors	TTM PE
Auto	34.03
Auto Ancillary	43.43
Banking	14.04
Engineering	45
Cement	63.05
Diamonds & Jewellery	41.79
Housing Finance	23.47
Infrastructure & Const	25.31
Metals-Aluminium	28.47
Metal – Steel	18.09
Oil Expl.	7.11
Pharma	10.22
Power – Gen. Supp.	38
Information Tech.	30.26
Sugar	16.36
Telecom Serv. Prov.	37.8
Tyres	33.64

Auto Monthly Sales

(Source: NBRR)



10 year G-Sec Yield	Current	Previous	Change
US	4.09%	4.08%	1 bps
Japan	1.67%	1.66%	1 bps
India	6.52%	6.58%	(6) bps
UK	4.71%	4.70%	1 bps
Libor 3 Mths	4.85%	4.85%	(0) bps

Indian Eco Data	Current	Previous	Var(%)
Forex Reserve (US\$ in bn)	602	703	-14.3%
Inflation - WPI	0.52%	-0.58%	110 bps
Inflation - CPI	2.07%	1.61%	46 bps

India GDP	Q3FY25	Q2FY25	Var (%)
Growth	7.81%	7.38%	43 bps

Monetary Policy	Current	Previous	Change
Repo Rate	5.50%	5.50%	0 bps
Reverse Repo Rate	3.35%	3.35%	0 bps
CRR	3.00%	4.00%	(100) bps
O/S Banking System Liquidity (Rs bn)	1546	671	874.3

IIP Growth %	Aug-25	Aug-24	Apr-Aug
IIP	4.0	0.0	2.9
Capital Goods	4.4	0.0	6.9
Mining	3.8	1.2	4.2
Manufacturing	4.1	-3.7	0.5
Electricity	6.0	-4.3	-2.5

ADR Price Movement

Company	Price (US\$)	Volume	Previous Day Price	Volume	Variance (%)	No. of Share Per ADR	ADR Price (Rs.)	BSE Price	Variance (%)
Infosys Tech	16.15	13738838	16.37	15899286	-1.34%	1	1432.42	1445.80	-0.9%
Wipro	2.62	9042476	2.63	7914091	-0.38%	1	232.38	241.07	-3.6%
Dr.Reddy's	14.07	977347	14.20	1529637	-0.92%	1	1247.94	1244.70	0.3%
ICICI Bank	30.63	4121341	30.54	5529935	0.29%	2	1358.36	1372.00	-1.0%
HDFC Bank	34.09	3582079	33.80	4003127	0.86%	3	1007.87	965.25	4.4%

GDR's (US\$)

	Prices	Prev. Close	Change	Var %
L&T	41.40	41.45	(0.1)	-0.1%
RIL	61.30	61.30	0.0	0.0%
SBI	98.10	98.00	0.1	0.1%

US Economy Data	Current	Previous
Inflation (%) (YoY)	2.90%	2.70%
Unemployment (%)	4.30%	4.20%

Interest Rate (%)	Current	Previous
Fed Rate	4.25%	4.50%

US GDP	Q2CY25	Q1CY25
Growth (QoQ Annualized)	3.80%	-0.60%

China Economy Data	Current	Previous
GDP	5.20%	5.40%
Inflation – CPI (%)	-0.40%	0.00%

Economic Calendar

	Date
Indian GDP Data	28 Nov
Indian Inflation Data CPI	13 Oct
Indian Inflation Data WPI	14 Oct
Indian Monetary Policy	05 Dec
India's Industrial Production (IIP)	28 Oct
US Inflation Data	15 Oct
US GDP	30 Oct
US Unemployment Data	03 Oct
US Fed Rate	29 Oct
China GDP	20 Oct
China Inflation Data	15 Oct

Event Update

Name	Date	Purpose
GEE Ltd.	03/10/25	Bonus issue
Glenmark Pharmaceuticals Ltd.	03/10/25	Interim Dividend
Paushak Ltd.	03/10/25	Bonus issue
Shilpa Medicare Ltd.	03/10/25	Bonus issue
Sumeet Industries Ltd.	03/10/25	Stock Split from Rs.10/- to Rs.2/-
UH Zaveri Ltd.	03/10/25	Right Issue of Equity Shares
CyberTech Systems And Software Ltd.	06/10/25	Special Dividend
Julien Agro Infratech Ltd.	06/10/25	Bonus issue
Sigma Solve Ltd.	06/10/25	Stock Split from Rs.10/- to Re.1/-
AGI Infra Ltd.	10/10/25	Stock Split from Rs.5/- to Re.1/-
Digikore Studios Ltd.	10/10/25	Bonus issue
Laxmi Goldorna House Ltd.	10/10/25	Bonus issue
Gokul Agro Resources Ltd.	14/10/25	Stock Split from Rs. 2/- to Re.1/-
Tata Investment Corporation Ltd.	14/10/25	Stock Split from Rs.10/- to Re.1
Tata Consultancy Services Ltd.	15/10/25	Second Interim Dividend
Accelya Solutions India Ltd.	24/10/25	Rs.40.00 per share(400%)Final Dividend

Bulk Deal As On 01/10/25

BSE					
Security Code	Security Name	Client Name	Deal	Quantity	Price
538465	AMARSEC	SOMANI VENTURES AND INNOVATIONS LIMITED	B	15569	13.32
544529	APPL	PURE BROKING PRIVATE LIMITED	S	38000	81.03
544535	BHARATROHAN	ANWAR MOHAMMED SHAIKH	B	128000	89.78
531458	BOSTONBIO	DIVYA KANDA	B	38723	8.44
540829	CHANDRIMA	PRAS INVESTMENT PRIVATE LIMITED	S	847298	7.39
540829	CHANDRIMA	PRAS INVESTMENT PRIVATE LIMITED	B	1777674	7.38
516110	FAMILYCARE	H.H.LAKHANI LLP	S	365060	4.62
516110	FAMILYCARE	PATEL ADITYA GAURANGBHAI	S	264945	4.55
516110	FAMILYCARE	PATEL ADITYA GAURANGBHAI	B	365000	4.62
540266	GLCL	CHALLAGULLA SANDEEP	S	159979	30.48
540266	GLCL	COMFORT ADVERTISING PVT LTD	B	50000	30.5
540266	GLCL	VISHWAS FINCAP SERVICES (P) LTD.	B	100000	30.5
541627	GUJWIND	NOBLE POLYMERS LIMITED NOBLE	B	45270	7.35
541627	GUJWIND	SNEHA SANJEEV LUNKAD	S	31234	7.42
541627	GUJWIND	SNEHA SANJEEV LUNKAD	B	1673	7.39
512604	HARIAEXPO	MONIKA UDAY SHAH	B	63000	10.16
505336	HARSHILAGR	ALPESHKUMAR GHANSHAYAMBHAI PATEL	S	16736375	0.81
504746	INLCM	DAIZAM AGGARWAL	S	2654	1840.3
544542	JUSTO	ASHMAVIR FINANCIAL CONSULTANTS PVT LTD	B	99000	125.42
544542	JUSTO	FINAVENUE GROWTH FUND	B	180000	126.9
544542	JUSTO	MAVIRA GROWTH OPPORTUNITIES FUND	B	400000	125.78
544542	JUSTO	RAJASTHAN GLOBAL SECURITIES PRIVATE LIMITED	S	178000	122.56
511131	KAMANWALA	ADDDHIK CORPORATION LIMITED	B	438914	21.66
511131	KAMANWALA	PARESH KAPADIA	S	451000	21.67
504340	LONGSPUR	SAJAG BARDIA	B	75000	9.57
512415	MERCTRD	GREEN PEAKS ENTERPRISES LLP	S	72748	12.61
512415	MERCTRD	GREEN PEAKS ENTERPRISES LLP	B	3	12.61
541337	MILEFUR	KHATRIFAJALGAFARBHAI	B	57000	13.63
542801	MISQUITA	JAYSHREE KISHOR MOTTA	S	78000	106.01
542801	MISQUITA	VICKEY J MEISHERI (HUF)	S	2000	106
542801	MISQUITA	VICKEY J MEISHERI (HUF)	B	30000	106
531834	NATHUEC	LIESHA CORPORATION PRIVATE LIMITED .	S	42000	16.05
531834	NATHUEC	LIESHA CORPORATION PRIVATE LIMITED .	B	42000	16.27
531834	NATHUEC	NEO APEX SHARE BROKING SERVICES LLP	S	50000	15.7
531834	NATHUEC	NEO APEX SHARE BROKING SERVICES LLP	B	50000	16.27
531834	NATHUEC	NITIN BAKSHI	S	60596	16.27
531834	NATHUEC	PADMAVATHI NOOTHALAPATI	B	25000	15.98
522289	NMSRESRC	ARVI RESOURCES DEVELOPMENT PRIVATE LIMITED	S	30000	67
522289	NMSRESRC	KABIR VENTURES LLP	B	159009	66.97
522289	NMSRESRC	KANAK INNOVATIVE LLP	S	30000	67
522289	NMSRESRC	NIKHIL SANTOSH OSWAL	S	21000	67
522289	NMSRESRC	NIRAJ RAJNIKANT SHAH	S	93325	66.99
522289	NMSRESRC	RAVIBHUSHAN TRIVEDI	S	57440	67
522289	NMSRESRC	SAURASHTRA FINSTOCK PRIVATE LIMITED	S	55000	67
522289	NMSRESRC	TWINTURBO PLATFORMS LLP	B	165434	66.99
522289	NMSRESRC	VIMURA INVESTMENTS LLP	S	21685	67
530805	OML	NEO APEX SHARE BROKING SERVICES LLP	S	630000	10.63
540386	ONTIC	NISHIL SHAH	B	500000	1.68
531512	ORIENTTR	MOHAMED IRFAN MOHAMED LATIF SHAIKH	S	65000	19.52
543798	PATRON	JAYESH PRAVINCHANDRA SHETH	S	92000	9.45
543798	PATRON	JAYESH PRAVINCHANDRA SHETH	B	148000	9.3
543798	PATRON	MAFIA TRENDS LIMITED	S	124000	9.44
544538	PRARUH	ARCHIT BINAikia	B	110000	63.08
544538	PRARUH	SMC GLOBAL SECURITIES LIMITED	B	74000	63

539561	REMLIFE	SETU SECURITIES PRIVATE LIMITED	B	5000000	1.44
519191	RGRL	PRAVEEN PAHUJA	S	199658	3.56
530525	RRETAIL	AKARSHIKA TRADERS LLP	S	453954	7.57
530525	RRETAIL	AKARSHIKA TRADERS LLP	B	1000000	6.77
530525	RRETAIL	GAURI NANDAN TRADERS	S	1068301	6.82
530525	RRETAIL	GAURI NANDAN TRADERS	B	1068301	6.84
530525	RRETAIL	SHALENI BBISWAS	B	860000	6.75
530525	RRETAIL	VAISHALI COMMOSALES LLP	B	1000010	7.54
544520	SAMPAT	MANSI SHARE AND STOCK BROKING PRIVATE LIMITED	S	66000	93.2
530617	SAMPRE	NEO APEX VENTURE LLP	B	108594	123.7
538875	SELLWIN	NEO APEX SHARE BROKING SERVICES LLP	B	1525000	11.56
538875	SELLWIN	NEO APEX VENTURE LLP	B	1550000	11.56
540259	SHANGAR	NARASIMHA NAIK KARAMTHOT	S	5880071	0.33
544506	SHARVAYA	AVIRAT ENTERPRISE	S	54000	190.36
531205	SPRIGHT	PATEL RUTVIK	S	10000000	1.13
530217	SWOJAS	SKSE SECURITIES LIMITED CORP CM/TM PROP A/C	S	155000	16
544541	SYSTEMATIC	FINAVENUE GROWTH FUND	B	150000	193.8
544541	SYSTEMATIC	INDIA EQUITY FUND 1	B	226200	195.15
544541	SYSTEMATIC	MANSI SHARE AND STOCK BROKING PRIVATE LIMITED	B	184200	191.78
523752	TIHIL	SHAH JAYDEEP SURESHKUMAR	B	944536	10.12
541338	UHZAVERI	REEMA SAROYA	S	65735	18.46
539798	UMIYA	NEEL RAMESHBHAI GAJERA	S	348975	25.92
539798	UMIYA	SW CAPITAL PRIVATE LIMITED	B	135000	25.91
544508	VASHISHTHA	LAXMI VYANKATESH ENTERPRISES	B	31200	211.2
524661	WELCURE	L7 HITECH PRIVATE LIMITED	S	1100000	5.77
524661	WELCURE	MANISH RAJPUT	S	1092731	5.77
524661	WELCURE	MANISH RAJPUT	B	1092731	5.77
524661	WELCURE	NIRAV DINESHBHAI CHAUDHARI	S	689520	5.77
524661	WELCURE	NIRAV DINESHBHAI CHAUDHARI	B	632978	5.72
524661	WELCURE	SHARE INDIA SECURITIES LIMITED	S	421955	5.77
524661	WELCURE	SHARE INDIA SECURITIES LIMITED	B	716955	5.77
524661	WELCURE	TATAD NAYAN GAUTAMBHAI	S	1677619	5.77
524661	WELCURE	TATAD NAYAN GAUTAMBHAI	B	1677619	5.76
524661	WELCURE	TECHROXY SOLUTION PRIVATE LIMITED	S	2000000	5.77
503641	ZODIACVEN	MAHESHKUMAR SUKHLAL JAIN	S	1766379	3.52
503641	ZODIACVEN	NIRAJ RAJNIKANT SHAH	B	810000	3.52

NSE

Security Code	Security Name	Client Name	Deal	Quantity	Price
AFFORDABLE	Afford Robo & Auto Ltd	HARSHARAN SINGH KHERA	SELL	70000	243.18
BHADORA	Bhadora Industries Ltd	SWASTIKA INVESTMART LIMITED	BUY	94800	99.41
BMWVENTLTD	BMW Ventures Limited	NEOMILE GROWTH FUND - SERIES I	BUY	500000	78
ECOLINE	Ecoline Exim Limited	MANISH KIRITKUMAR SHAH (HUF)	BUY	210000	140.97
EIMCOELECO	Eimco Elecon (India) Ltd.	NIVEZA SMALL CAP FUND	BUY	30000	1792.58
ETERNAL	ETERNAL LIMITED	BOFA SECURITIES EUROPE SA	BUY	8200000	325.5
ETERNAL	ETERNAL LIMITED	GOLDMAN SACHS BANK EUROPE SE - ODI	SELL	8200000	325.5
GLOBECIVIL	Globe Civil Projects Ltd	ASTORNE CAPITAL VCC ARVEN	BUY	550000	75.12
GLOBECIVIL	Globe Civil Projects Ltd	MAYBANK SECURITIES PTE LTD	SELL	422535	75.57
JAINREC	Jain Resource Recycling L	MOTILAL OSWAL MUTUAL FUND	BUY	2500000	273.95
KANDARP	Kandarp Dg Smart Bpo Ltd	PASHUPATI CAPITA SER PVT LTD	SELL	198000	99.95
MVKAGRO	M.V.K. Agro Food Prod Ltd	MANDALIYA UDAY KANAIYALAL	SELL	114000	516.75
NIRMAN	Nirman Agri Genetics Ltd	LUKMAN MUNAVAR PATEL	BUY	61200	169.9
NIRMAN	Nirman Agri Genetics Ltd	NEO APEX VENTURE LLP	SELL	69000	169.9
RBLBANK	RBL Bank Limited	MORGAN STANLEY ASIA SINGAPORE PTE	BUY	3251200	274.44
SAMMAANCAP	Sammaan Capital Limited	GOLDMAN SACHS (SINGAPORE) PTE - ODI	BUY	6638135	164.67
SARVESHWAR	Sarveshwar Foods Limited	L7 HITECH PRIVATE LIMITED	BUY	7000000	6
SAWALIYA	Sawaliya Food Products L	ATRICHHAYA FINANCIAL PRIVATE LIMITED	SELL	64800	238.07
SHANKARA	Shankara Bldg Product Ltd	NEO APEX VENTURE LLP	BUY	250000	187.53
TECHERA	TechEra Engineer (Ind) L	PASHUPATI CAPITA SER PVT LTD	BUY	123200	251.97
TECHERA	TechEra Engineer (Ind) L	SHEETAL DUGAR	SELL	531200	249.5
TECHERA	TechEra Engineer (Ind) L	VISHAL MAHESH WAGHELA	SELL	88000	250.11
VINEETLAB	Vineet Laboratories Ltd	SHAH SONAL RAJESH	BUY	54000	43.3
WOMANCART	Womancart Limited	ALL TIME SECURITIES PRIVATE LIMITED	SELL	70400	216.1
WOMANCART	Womancart Limited	MINERVA VENTURES FUND	BUY	100000	216.2

Disclosure:

Research Reports that are published by Nirmal Bang Securities Private Limited (hereinafter referred to as "NBSPL") are for private circulation only. NBSPL is a registered Research Analyst under SEBI (Research Analyst) Regulations, 2014 having Registration no. INH000001766. NBSPL is also a registered Stock Broker with National Stock Exchange of India Limited, BSE Limited, Metropolitan Stock Exchange of India Limited, Multi Commodity Exchange of India Limited and , National Commodity and Derivative Exchange Limited in Capital Market , Equity and Commodities derivatives segments and Currency Derivatives Segment .

NBSPL has other business divisions with independent research teams separated by Chinese walls, and therefore may, at times, have different or contrary views on stocks and markets.

NBSPL or its associates have not been debarred / suspended by SEBI or any other regulatory authority for accessing / dealing in securities Market since last 20 years. NBSPL, its associates or analyst or his relatives do not hold any financial interest (Except Investment) in the subject company. NBSPL or its associates or Analyst do not have any conflict or material conflict of interest at the time of publication of the research report with the subject company. NBSPL or its associates or Analyst or his relatives may or may not hold beneficial ownership of 1% or more in the subject company at the end of the month immediately preceding the date of publication of this research report.

NBSPL or its associates / analyst has not received any compensation / managed or co-managed public offering of securities of the company covered by Analyst during the past twelve months. NBSPL or its associates have not received any compensation or other benefits from the company covered by Analyst or third party in connection with the research report. Analyst has not served as an officer, director or employee of Subject Company. NBSPL / analyst has not been engaged in market making activity of the subject company.

Analyst Certification: The research analysts and authors of these reports, hereby certify that the views expressed in this research report accurately reflects my/our personal views about the subject securities, issuers, products, sectors or industries. It is also certified that no part of the compensation of the analyst(s) was, is, or will be directly or indirectly related to the inclusion of specific recommendations or views in this research. The analyst(s) principally responsible for the preparation of this research report and has taken reasonable care to achieve and maintain independence and objectivity in making any recommendations.

Disclaimer:

The Research Report is for the personal information of the authorized recipient and does not construe to be any investment, legal or taxation advice. NBSPL is not soliciting any action based upon it. Nothing in the research report shall be construed as a solicitation to buy or sell any security or product, or to engage in or refrain from engaging in any such transaction. In preparing the research report, we did not take into account the investment objectives, financial situation and particular needs of the reader.

The research report has been prepared for the general use of the clients of NBSPL and must not be copied, either in whole or in part, or distributed or redistributed to any other person in any form. If you are not the intended recipient you must not use or disclose the information in the research report in any way. Though disseminated to all the customers simultaneously, not all customers may receive the research report at the same time. NBSPL will not treat recipients as customers by virtue of their receiving the research report. The research report is not directed or intended for distribution to or use by any person or entity resident in a state, country or any jurisdiction, where such distribution, publication, availability or use would be contrary to law, regulation or which would subject NBSPL & its group companies to registration or licensing requirements within such jurisdictions.

The report is based on the information obtained from sources believed to be reliable, but we do not make any representation or warranty that it is accurate, complete or up-to-date and it should not be relied upon as such. We accept no obligation to correct or update the information or opinions in it. NBSPL or any of its affiliates or employees shall not be in any way responsible for any loss or damage that may arise to any person from any inadvertent error in the information contained in the research report. NBSPL or any of its affiliates or employees do not provide, at any time, any express or implied warranty of any kind, regarding any matter pertaining to this report, including without limitation the implied warranties of merchantability, fitness for a particular purpose, and non-infringement. The recipients of the research report should rely on their own investigations.

This information is subject to change without any prior notice. NBSPL reserves its absolute discretion and right to make or refrain from making modifications and alterations to this statement from time to time. Nevertheless, NBSPL is committed to providing independent and transparent recommendations to its clients, and would be happy to provide information in response to specific client queries.

Before making an investment decision on the basis of research report, the reader needs to consider, with or without the assistance of an adviser, whether the advice is appropriate in light of their particular investment needs, objectives and financial circumstances. There are risks involved in securities trading. The price of securities can and does fluctuate, and an individual security may even become valueless. International investors are reminded of the additional risks inherent in international investments, such as currency fluctuations and international stock market or economic conditions, which may adversely affect the value of the investment. Opinions expressed are subject to change without any notice. Neither the company nor the director or the employees of NBSPL accept any liability whatsoever for any direct, indirect, consequential or other loss arising from any use of the research report and/or further communication in relation to the research report. Here it may be noted that neither NBSPL, nor its directors, employees, agents or representatives shall be liable for any damages whether direct or indirect, incidental, special or consequential including lost revenue or lost profit that may arise from or in connection with the use of the information contained in the research report.

Copyright of this document vests exclusively with NBSPL.

Our reports are also available on our website

Registration granted by SEBI and certification from NISM in no way guarantee performance of NBSPL or provide any assurance of returns to investors.

Nirmal Bang Research (Division of Nirmal Bang Securities Pvt. Ltd.)

B-2, 301/302, Marathon Innova,
Opp. Peninsula Corporate Park
Off. Ganpatrao Kadam Marg
Lower Parel(W), Mumbai-400013
Board No. : 91 22 6723 8000/8001
Fax. : 022 6723 8010